




















Wholesale Price List

IMAGE	DLC MODEL #	DESCRIPTION	Price	
LED Shoebox Light				
	TS-SL0415-150W-H3-50K	CLS SHOEBOX BRONZE 150 WATT AC100-277V 5000K 21000-24000LM 16.72" x 12.38" x 2.68" TRUNNION MOUNT	\$159.00	*NEW*
	TS-SL0420-200W-H3-50K	CLS SHOEBOX BRONZE 200 WATT AC100-277V 5000K 28000-32000LM 19.50" x 13.70" x 2.68" TRUNNION MOUNT	\$179.00	*NEW*
	TS-SL0430-300W-H3-HV-50K	CLS SHOEBOX BRONZE 300 WATT AC277-480V 5000K 42000-46000LM 24.29" x 13.89" x 3.22" SLIPFITTER	\$299.00	*NEW*
	TS-SL0480-480W-H3-50K	CLS SHOEBOX BRONZE 480 WATT AC100-277V 5000K 67500- 71000LM 37" x 13.9" x 3.1" SLIPFITTER	\$349.00	*NEW*
	GT-S-G07-100WCT3A1-WHDM57	Greentek 100w White G07 Area Light 100-277V 14,000 LM w/ Slipfitter & Photocell (Also Available w/ Direct & Flood Mount)	\$116.00	*NEW*
	GT-S-G07-100WCT3A1-WHAM57	Greentek 100w G07 Area Light 100-277v w/ Photocell & Slipfitter (Also Available w/ Direct & Flood Mount)	\$119.00	*NEW*
	GT-S-G07-150WCT3A1-BRAM57	GREENTEK 150W G07 AREA LIGHT 100-277V 21000 LM (Also Available w/ Direct & Flood Mount)	\$154.00	*NEW*
	GT-S-G07-240WCT3A1-WHPAM57	Greentek 240w G07 Area Light 100-277v w/ Photocell & Slipfitter (Also Available w/ Direct & Flood Mount)	\$218.00	*NEW*
	GT-S-G07-300WCT3A1-WHPAM57	GT-S-G07-300WCT3A1-WHPAM57 - Greentek 300w G07 Area Light 100-277v w/ Photocell & Slipfitter (Also Available w/ Direct & Flood Mount)	\$242.00	*NEW*
	41100401 [Choice of Mount]	TOSMART SHOEBOX 100W AC100-277V 5000K 12000-12800LM 32.3" x 15.4" x 5.7" 25.4lbs	\$129.00	**SALE**
	SNC-S300HLT3AMA1 WHITE	SNC OPTICAL SHOEBOX WHITE 300W AC100-277V 5000K 36000-39000LM 23" x 16" x 4" 28lbs	\$330.00	
	41300221 BLACK	TOSMART SHOEBOX BLACK 300W AC200-480V 5000K 36000-39000 21.9" X 15.9" x 4.5" 28.8lbs	\$344.00	
	41300221 GREY	TOSMART SHOEBOX GREY 300W AC200-480V 5000K 36000-39000LM 21.9" x 15.9" x 4.5" 28.8lbs	\$344.00	
	CLS-SB-P100-30DN-50K-A	CLS SHOEBOX BLACK 100W W/SURGE PROTECTOR AC120-277V 5000K 12500-16000LM 16.9" x 12.3" x 2.91"	\$153.00	
	CLS-SB-P150-30DN-50K-A	LS SHOEBOX BLACK 150W W/SURGE PROTECTOR AC120-277V 5000K 18750-24000LM 16.9" x 12.3" x 2.91"	\$169.00	
	CLS-SB-P185-30DN-50K-A	CLS SHOEBOX BLACK 185W W/SURGE PROTECTOR AC120-277V 5000K 23125-29000LM 16.9" x 12.3" x 2.91"	\$199.00	
	CLS-SB-P250-30DN-50K-A	CLS SHOEBOX BLACK 250W W/SURGE PROTECTOR AC120-277V 5000K 30000-38400LM 23.6" x 12.3" x 2.91"	\$219.00	
MOUNTING BRACKETS & POLES				
	CLS-SB-SF-A90	CLS SLIP FITTER BRACKET ACCESSORY FOR CLS-SB-P100-30DN- 50K-A, CLS-SB-P150-30DN-50K-A, CLS-SB-P185-30DN-50K-A, CLS- SB-P240-30DN-50K-A, CLS-SB-P300-30DN-50K-A		

IMAGE	DLC MODEL #	DESCRIPTION	Price
	CLS-SB-PM-N00	CLS POLE MOUNT BRACKET ACCESSORY FOR CLS-SB-P100-30DN-50K-A, CLS-SB-P150-30DN-50K-A, CLS-SB-P185-30DN-50K-A, CLS-SB-P240-30DN-50K-A, CLS-SB-P300-30DN-50K-A	
	CLS-SB-WM-A90	CLS ADJUSTABLE WALL MOUNT BRACKET CLS-SB-P100-30DN-50K-A, CLS-SB-P150-30DN-50K-A, CLS-SB-P185-30DN-50K-A, CLS-SB-P240-30DN-50K-A, CLS-SB-P300-30DN-50K-A	
	SLIP FITTER MOUNT	SLIP FITTER ACCESSORY FOR 41100401, 41150411, 41185401	\$17.00
	DIRECT MOUNT	DIRECT MOUNT ACCESSORY FOR 41100401, 41150411, 41185401	\$17.00
	FLOOD MOUNT	FLOOD MOUNT ACCESSORY FOR 41100401, 41150411, 41185401	\$17.00
	YOKE MOUNT	YOKE MOUNT ACCESSORY FOR 41100401, 41150411, 41185401	\$17.00
	STRAIGHT MOUNT	STRAIGHT MOUNT MOUNTING BRACKET	\$27.00
	RIGHT ANGLE MOUNT	RIGHT ANGLE 90 DEGREE MOUNTING BRACKET	\$30.00
	4SQ-SP-B	MESTER TENON FOR 4" SQUARE POLE 4" X 7.228" X 2-3/8" OUTSIDE DIAMETER BLACK	\$43.00
	5SQ-SP-B	MESTER TENON FOR 5" SQUARE POLE 5" X 7.228" X 2-3/8" OUTSIDE DIAMETER BLACK	\$51.00
	WM-SP-B	MESTER WALL MOUNTING KIT 4" X 8" X 2-3/8" OUTSIDE DIAMETER BLACK	\$45.00
	R60-SP2-90-B	MESTER DOUBLE 90 DEGREE HORIZONTAL TENON ADAPTOR BOTTOM INTERIOR DIAMETER: 2.5", TENON ARM LENGTH: 4", TENON OUTSIDE DIAMETER: 2-3/8", HEIGHT: 7" EPA: 0.2 , BLACK	\$28.00
	R60-SP4-90-B	QUAD 90 DEGREE HORIZONTAL TENON ADAPTOR BOTTOM INTERIOR DIAMETER: 2.5", TENON ARM LENGTH: 4", TENON OUTSIDE DIAMETER : 2-3/8",HEIGHT: 7", EPA: 0.2 , BLACK	\$42.00
	SQ-SP-B	MESTER SQUARE POLE TENON ADAPTOR TOP OUTSIDE DIAMETER: 2-3/8", BOTTOM LENGTH: 7.086" BLACK	\$20.00
	SQR-SP-B	MESTER ROUND POLE TENON ADAPTOR TOP OUTSIDE DIAMETER: 2-3/8", BOTTOM LENGTH: 6.38" BLACK	\$45.00
	R60-SP3-90-B	MESTER TRIPLE 90 DEGREE HORIZONTAL TENON ADAPTOR BOTTOM INTERIOR DIAMETER: 2.5", TENON ARM LENGTH: 4", TENON OUTSIDE DIAMETER: 2-3/8", HEIGHT: 7", EPA: 0.2, BLACK	\$36.00
	R60-SP3-120-B	MESTER TRIPLE 120 DEGREE HORIZONTAL TENON ADAPTOR BOTTOM INTERIOR DIAMETER: 2-1/2", TENON ARM LENGTH: 4", TENON OUTSIDE DIAMETER: 2-3/8", HEIGHT: 7", EPA: 0.2, BLACK	\$36.00

SALE





























IMAGE	DLC MODEL #	DESCRIPTION	Price	
	4SQR-SP-B	MESTER TENON ADAPTOR FOR 4" ROUND POLES TOP OUTSIDE DIAMETER: 2-3/8", TENON OUTSIDE DIAMETER: 4-1/2", BLACK	\$34.00	
	5SQR-SP-B	MESTER TENON ADAPTOR FOR 5" ROUND POLES TOP OUTSIDE DIAMETER: 2-3/8", BOTTOM INSIDE DIAMETER: 5-1/8", BLACK	\$42.00	
	TBWBS	CLS WALL MOUNT ROUND BRACKET BRONZE TENON OUTSIDE DIAMETER: 2 3/8", HEIGHT: 3.94"	\$28.00	*NEW*
	TBWBS90	CLS WALL MOUNT 90 DEGREE BRACKET BRONZE TENON OUTSIDE DIAMETER: 2 3/8", DIMENSION: 3.94"	\$45.00	
	TBTSQ4SVT-OT	4 INCH SINGLE SQUARE VERTICAL TENON ADAPTER BOTTOM INSIDE DIAMETER: 4.13", TENON OUTSIDE DIAMETER: 2 3/8", HEIGHT: 12"	\$29.00	
	TBTSQ5SVT-OT	5 INCH SINGLE SQUARE VERTICAL TENON ADAPTER BOTTOM INSIDE DIAMETER: 5.12", TENON OUTSIDE DIAMETER: 2 3/8", HEIGHT: 12"	\$36.00	
	TBTSQ4TVT	TWIN SQUARE VERTICAL BRONZE TENON ADAPTER FOR 4 INCH SQUARE TUBE. BOTTOM OUTSIDE DIAMETER: 3.58", TENON OUTSIDE DIAMETER: 2 3/8", HEIGHT: 11.89"	\$72.00	
	TBTSQ4TRVT-Y	TRIPLE SQUARE VERTICAL BRONZE TENON FOR 4 INCH SQUARE TUBE BOTTOM OUTSIDE DIAMETER: 3.58", TENON OUTSIDE DIAMETER: 2 3/8"	\$110.00	
	TBTSQ4VTF90	QUAD SQUARE VERTICAL BRONZE TENON FOR 4 INCH SQUARE TUBE BOTTOM OUTSIDE DIAMETER: 3.58", TENON OUTSIDE DIAMETER: 2 3/8"	\$121.00	
	TBBHRN3-Y	120 TRIPLE BULL-HORN BRONZE TENON FOR 2 3/8" SPIGOT EACH TENON LENGTH: 24.02"	\$123.00	
	TBBHRN3-90	90 QUAD BULL-HORN BRONZE TENON FOR 2 3/8" SPIGOT EACH TENON LENGTH: 24.02"	\$135.00	
	TBTRN2-1	ROUND HORIZONTAL BRONZE TENON FOR 2 3/8" SPIGOT BOTTOM OUTSIDE DIAMETER: 2.87", TENON OUTSIDE DIAMETER: 2.36", HEIGHT: 7.09"	\$29.00	
	TB181128-20RP	20 FOOT BASEPLATE TYPE ROUND BRONZE ALUMINUM POLE W/ ANCHOR BOLTS M20, ALUMINUM DOOR COVER, OUTSIDE DIAMETER: 4", THICKNESS: 7GA	\$425.00	**SALE**
	TB181128-25RP	25 FOOT BASEPLATE TYPE ROUND BRONZE ALUMINUM POLE W/ ANCHOR BOLTS M20, ALUMINUM DOOR COVER, OUTSIDE DIAMETER: 5", THICKNESS: 7GA	\$575.00	
	TB181205-20BRP	20 FOOT BURY TYPE ROUND BRONZE ALUMINUM POLE W/ ANCHOR BOLTS M20, ALUMINUM DOOR COVER, OUTSIDE DIAMETER: 4", THICKNESS: 7GA	\$415.00	
	TB191122-40CRP	40 FOOT ROUND TAPERED STEEL LIGHT POLE, Q235 STEEL, W/ANCHOR BOLTS M20, POWDER COATED, 2 PIECE	\$999.00	*NEW*
LED Area Light				
	CLSMAL0470W27V50KDSPT3	CLS AREA LIGHT DARK BRONZE W/SLIPFITTER MOUNT 70W AC120-277V 5000K 9600LM 8.47" x 21.1" x 1.93" 8.2LBS (LIMITED QUANTITY) PHOTOCCELL OPTIONAL (\$9)	\$115.00	

IMAGE	DLC MODEL #	DESCRIPTION	Price	
	CLSMAL04100W27V50KDSPT3	CLS AREA LIGHT DARK BRONZE W/SLIPFITTER MOUNT 100W AC120-277V 5000K 13800LM 8.47" x 21.1" x 1.93" 8.7LBS (LIMITED QUANTITY) PHOTOCELL OPTIONAL (\$9)	\$119.00	
	CLSMAL04300W27V50KDSPT3	CLS AREA LIGHT DARK BRONZE W/SLIPFITTER MOUNT 300W AC120-277V 5000K 41000LM 12.25" x 31.77" x 3.35" 17.97LBS PHOTOCELL OPTIONAL (\$9)	\$262.00	
	CLSMAL04300W27V50KDSQT3	CLS AREA LIGHT DARK BRONZE W/POLE MOUNT 300W AC120-277V 5000K 41000LM 12.25" x 30.25" x 6.97" 18.7lbs PHOTOCELL OPTIONAL (\$9)	\$262.00	
	CLSMAL04300W48V50KDSPT3	CLS AREA LIGHT DARK BRONZE W/SLIPFITTER MOUNT 300W AC347-480V 5000K 42000LM 31.77" x 12.25" x 3.35" 17.97lbs W/SHORTING CAP	\$357.00	
	CLSMAL06350W27V50KDSPT3	CLS AREA LIGHT DARK BRONZE W/SLIPFITTER MOUNT 350W AC120-277V 5000K 50350LM 33.5" x 13.39" x 3.15"	\$369.00	*NEW*
	TPRSAL300DLA-300WJ	TOPBAND AREA LIGHT BLACK W/SLIPFITTER MOUNT 300W AC100-277V 5000K 42000LM 21.31" x 13.58" x 3.46" W/ PHOTOCELL & SHORTING CAP	\$237.00	
	TPRSAL300DSA-300WJ	TOPBAND AREA LIGHT BLACK W/SLIPFITTER MOUNT 300W AC277-488V 5000K 42000LM 21.31" x 13.58" x 3.46" W/ PHOTOCELL & SHORTING CAP	\$319.00	
	YKFD07DB	YOKE MOUNT FOR MAL04 AREA LIGHTS	\$25.00	
LED Street Light				
	CLSRL100W27V50KSGP0T3	CLS ROADWAY LIGHT 100W SILVER GRAY AC120-277V 5000K 14000LM 23.84" x 10.43" x 6.5" 9.46lbs (INCLUDES SURGE PROTECTOR & PHOTOCELL)	\$153.00	
	CLSRL150W27V50KSGP0T3	CLS ROADWAY LIGHT 150W SILVER GRAY AC120-277V 5000K 20000LM 23.84" x 10.43" x 6.5" 10lbs (INCLUDES SURGE PROTECTOR & PHOTOCELL)	\$189.00	
	48180207 BRONZE	TOSMART STREET LIGHT 180W AC100-277V 5000K 19500-22000LM 27.7:" x 14.3" x 3.9" 20.5lbs	\$160.00	**SALE**
	SNC-ST-300WL04 PEWTER	SNC OPTICAL STREET LIGHT 300W AC100-277V 5000K 34500-36500LM 36" x 14" x 3" 29lbs	\$224.00	**SALE**
	MDD0340W27V50KSGP0	CLS BARN LIGHT W/PHOTOCELL & WALL MOUNT 40W AC120-277V 5000K 5550LM 5.8lbs	\$58.00	
	48055301 BROWN	TOSMART STREET LIGHT 55W AC100-277V 5000K 6500-6800LM 15.5" X 11.6" X 6.1" 6.1lbs	\$68.00	
	ST70W27V50KASGP0-SILVER	CLS DUSK TO DAWN LIGHT W/PHOTOCELL & WALL MOUNT 70W AC120-277V 5000K 9500LM 5.8lbs	\$68.00	
	ST70W27V50KASGP0-SILVER-ARM	CLS DUSK TO DAWN LIGHT W/PHOTOCELL, WALL MOUNT & ARM MOUNT 70W AC120-277V 5000K 9500LM 5.8lbs	\$72.00	

IMAGE	DLC MODEL #	DESCRIPTION	Price
		TOSMART SILVER ARM BRACKET	\$12.00
		TOSMART BROWN ARM BRACKET	\$12.00
LED Sports Light			
	CLS-SP-500WD-Y-5000K	CLS LED SPORTS LIGHT 500W 45 DEGREE LIGHT DISTRIBUTION AC100-277V 5000K 65000LM 14.29" DIAMETER x 18.90"	550
	LENS 30 DEGREE	30 DEGREE LENS FOR 500W SPORTS LIGHT	\$17.00
	LENS 80 DEGREE	80 DEGREE LENS FOR 500W SPORTS LIGHT	\$17.00
	LASER	PRECISION CONTROL LASER FOR 500W SPORTS LIGHT	\$57.00
LED Retrofit Kit			
	33150202	TOSMART RETROFIT KIT 150W AC100-277V 5000K 17000-20000LM 14" X 7.2" X 6.3" 10lbs	\$124.00
	SNC-RKNUS-65WV1	SNC RETROFIT KIT 65W AC100-277V 5000K 6200-7400LM 10.6" x 8.7" x 5.1" 2.2lbs	\$98.00
	TS-CLWHB01-60WAF1-E-50K	TOSMART RETROFIT KIT 60W AC100-277V E39 5000K 6900-7800LM 6.7" diameter x 9" 2.8lbs	\$54.00
	KLJ10MR4K2F	KRUT MAGNETIC RETROFIT KIT LIGHT 20W 4000K 2 FOOT 2200LM	\$25.00
	KLJ10MR5K2F	KRUT MAGNETIC RETROFIT KIT LIGHT 20W 5000K 2 FOOT 2200LM	\$25.00
	KLJ20MR4K4F	KRUT MAGNETIC RETROFIT KIT LIGHT 40W 4000K 4 FOOT 4000LM	\$34.00
	KLJ20MR5K4F	KRUT MAGNETIC RETROFIT KIT LIGHT 40W 5000K 4 FOOT 4000LM	\$34.00
LED Work Light			
	SNC-CHB01-060WCA1	SNC WORK LIGHT 60W AC100-120V 5000K 6690-7800LM DIAMETER 6.7" X 13" 10LBS WITH HOOK MOUNT	\$74.00
	YL-HA11-5*20W-M-50K-3P	CLS LED STRING LIGHT WITH (5) 20W WORK LIGHTS, 11500LM 5000K AC100-277V 7.4" HEIGHT x 4.72" DIAMETER, 51.77 LENGTH	\$157.00
	TRI-POD	TRI-POD MOUNT FOR SNC WORK LIGHT	\$15.00

NEW

IMAGE	DLC MODEL #	DESCRIPTION	Price
	MAGNET MOUNT	MAGNET MOUNT FOR SNC WORK LIGHT	\$8.00
	HOOK MOUNT	HOOK MOUNT OFR SNC WORK LIGHT	\$8.00
LED Corn light/Retrofit Lamp			
	15036103	TOSMART 180DEGREE RETRO 36W E26 AC100-277V 5000K 4000-4300LM 9.6" x 4.4" x 3.1" 1.9lbs	\$55.00
	KLSN54CLH-W1A1-E39	KRUT 180DEGREE RETRO 54W E39 AC100-277V 5000K 5600- 5900LM 9.6" x 4.5" x 3.2" 1.7lbs	\$68.00
	TY-BUS-150NW-3B	CLS 180 DEGREE RETRO 150W E39 AC100-277V 5000K 18,750 LM 5.5" diameter x 12"	\$124.00
	13005101	TOSMART CORN LIGHT 5W E26 AC100-277V 5000K 550-600LM 1.8" diameter x 5.1" .26lbs	\$10.00
	13012101	TOSMART CORN LIGHT 12W E26 AC100-277V 5000K 1440-1560LM 1.7" circumference x 6.4" .30lbs	\$12.00
	CLS-CL-12W-M-50K	CLS CORN LIGHT 12 WATT E26 AC100-277V 5000K 1800LM 2.52" diameter x 5.91"	\$24.00
	CLS-CL-15W-M-50K	CLS CORN LIGHT 15 WATT E26 AC100-277V 5000K 2250LM 2.52" diameter x 5.65"	\$29.00
	CLS-FR26-020-AW-W-03	CLS CORN LIGHT 20W E26 AC100-277V 5000K 1440-1560LM 2.5" X 7.25"	OUT OF STOCK
	CLS-CL-25W-M-50K	CLS CORN LIGHT 25W E26 AC100-277V 5000K 3750LM 2.52" diameter x 5.91"	\$32.00
	13030121	TOSMART CORN LIGHT 30W E26 AC100-277V 3000K 3600-3900LM 3.6" circumference x 8.2" .97lbs	\$28.00
	13030122 4K	TOSMART CORN LIGHT 30W E39 AC100-277V 4000K 3600-3900LM 3.6" circumference x 8.2" .97lbs	\$28.00
	CLS-FR26-030-AW-W-03	CLS CORN LIGHT 30W E39 AC100-277V 5000K 4350LM 3.35" diameter x 8.58"	\$35.00
	CLS-QR26-045-AW-W-01	CLS CORN LIGHT 45W E26 AC100-277V 5000K 5600LM 3.5" diameter x 9.38" 2.2lbs	\$44.00
	YL-C050SG4	CLS CORN LIGHT 50W E39 AC100-277V 5000K 7500LM 4.17" diameter x 6.89"	OUT OF STOCK
	13100111 4K	TOSMART CORN LIGHT 100W E39 AC100-277V 4000K 11000-11600LM 4.9" diameter x 11.4" 2.4lbs	\$90.00
	YL-C100G2	CLS CORN LIGHT 100W E39 AC100-277V 5000K 14000LM 4.17" diameter x 12.20"	\$102.00
	13120112 4K	TOSMART CORN LIGHT 120W E39 AC100-277V 4000K 12600-13500LM 5" diameter x 12.2" 2.7lbs	\$97.00

NEW







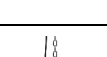










IMAGE	DLC MODEL #	DESCRIPTION	Price	
	YL-C120G3	CLS CORN LIGHT 120W E39 AC100-277V 5000K 16800LM 5.2" diameter x 10.83"	\$134.00	
	13125302	TOSMART CORN LIGHT 125W E39 AC100-277V 5000K 12300-13300LM 5.7" circumference x 10.7" 3.4lbs	\$89.00	
LED High-Bay Luminaires				
	CLSHB100W27V50KW	CLS UFO WHITE 100W AC120-277V 5000K 14000LM 15" DIAMETER x 7.08" (INCLUDES HOOK, BRACKET & 5 METER CORD)	\$131.00	
	TS-HB04-150WMACGD1-50K	TOSMART UFO 4TH GENERATION HIGH-BAY BLACK 150W AC100-277V 5000K 17000-19500LM 11.8" diameter x 7.0" 8.6lbs	\$165.00	
	CLSPAG150DLA-150W (50P)	CLS UFO HIGH-BAY BLACK W/ U-MOUNT 150W AC100-277V 5000K 20250LM 11" diameter x 7.4"	\$134.00	
	CLSHB180W27V50KW	CLS UFO WHITE 180W AC120-277V 5000K 25000LM 15" DIAMETER x 7.08" (INCLUDES HOOK, BRACKET & 5 METER CORD)	\$163.00	
	TPIBAG200DLA-200WJ	CLS HIGH-BAY NSF LIGHT SILVER GREY 200W AC100-277V 5000K 27000LM 19.26" DIAMETER x 7.22"	\$263.00	
	GT-HB07-150WSACGD1-BH57	GT-HB07-150WSACGD1-BH57 - Greentek 150w LED UFO High Bay 100-277V 5700k 21750LM 50,000 HRS	\$129.00	*NEW*
	HB07-240WSACGD1-BH57	Greentek 240w LED UFO High Bay Light 100-277V 5700K 34800LM 50,000 HRS	\$179.00	*NEW*
	B706 (IP60) T85	WATERPROOF JUNCTION BOX FOR UFO 3 X 2.5	\$15.00	
	CLS-LH2F-060-AW-50K-D02	CLS HIGH-BAY 60W (2 MODULES) 100-277V 5000K 8050LM 26.8" x 15.8" x 7.9" 17.7lbs	\$87.00	
	CLS-LH2F-150-AW-50K-D02	CLS HIGH-BAY 150W (5 MODULES) 100-277V 5000K 20300LM 26.8" x 22.1" x 7.9" 27.8lbs	\$152.00	
	CLS-THB3-165W-H-50K	CLS LINEAR HIGH-BAY WHITE 165W AC120-277V 5000K 21450LM 23.82" x 17.32" x 2.2"	\$112.00	
	CLS-HB-H16521DN-50K-C	CLS HIGH-BAY 165W AC200-480V 5000K 21450LM 23.6" x 12.6" x 3.0" 11lbs	\$186.00	
	TS-PHB01-170WSAFA1-WHM50	TOSMART PANEL HIGH-BAY WHITE 170W AC100-277V 5000K 21000-23000LM 23.6" x 12.6" x 2.6" 11lbs WITH MOTION SENSOR PENDANT INSTALLED	\$186.00	
	CLSLH180W27V50KCD	CLS LINEAR HIGH-BAY WHITE 180W AC120-277V 5000K 24500LM 23.9" x 19.7" x 1.8" (INCLUDES STEEL WIRE ROPE)	\$135.00	
	CLSLH180W27V50Kcdb	CLS LINEAR HIGH-BAY WHITE 180W AC120-277V 5000K 24500LM 23.9" x 19.7" x 1.8"(INCLUDES STEEL WIRE ROPE & EMERGENCY BATTERY) (LIMITED QUANTITY)	\$212.00	
	TS-FHB3-220W	CLS LINEAR HIGH-BAY WHITE 205W AC120-277V 5000K 29000LM 23.9" x 19.7" x 1.8" (INCLUDES MOTION SENSOR)	OUT OF STOCK	



















IMAGE	DLC MODEL #	DESCRIPTION	Price	
	CLS-THB5-225W-H-50K	CLS LINEAR HIGH-BAY WHITE 220W AC120-277V 5000K 29000LM 23.9" x 19.7" x 1.8" (INCLUDES MOTION SENSOR) REMOTE REQUIRED (SEE BELOW)	\$187.00	
	RC-100	SENSOR REMOTE PROGRAMMER FOR MLH03205W27V50KCDM	\$33.00	
	TS-FBHB5-225W-H-50K	CLS LINEAR HIGH-BAY WHITE 225W AC120-277V 5000K 29250LM 45.87" x 12.6" x 2.2" (INCLUDES MOTION SENSOR)	\$137.00	**SALE**
	CLSLH300W27V50KCD	CLS LINEAR HIGH-BAY WHITE 300W AC120-277V 5000K 40000LM 47.6" x 24.01" x 2.87" (INCLUDES STEEL WIRE ROPE)	\$217.00	
	CLSLH300W27V50KCDB	CLS LINEAR HIGH-BAY WHITE 300W AC120-277V 5000K 40000LM 47.6" x 24.01" x 2.87" (INCLUDES STEEL WIRE ROPE & EMERGENCY BATTERY) (LIMITED QUANTITY)	\$294.00	
	CLS-T5HB- SET (4L)	CLS 4 TUBE LINEAR HIGH-BAY 12800LM AC100-277V FOR CLS 5000K T5 TUBES ONLY (SEE MODEL #CLS-4FT-T5-24WB-50K-HB) 48" x 17" X 4"	\$99.00 W/TUBES	
	CLS-T5HB- SET (6L)	CLS 6 TUBE LINEAR HIGH-BAY 19200LM AC100-277V FOR CLS 5000K T5 TUBES ONLY (SEE MODEL #CLS-4FT-T5-24WB-50K-HB) 48" x 21" X 4"	\$129.00 W/TUBES	
	CLS-T5HB- SET (8L)	CLS 8 TUBE LINEAR HIGH-BAY 25600LM AC100-277V FOR CLS 5000K T5 TUBES ONLY (SEE MODEL #CLS-4FT-T5-24WB-50K-HB) 48" x 21" X 4"	\$132.00 W/TUBES	
	CLS-T8HB- SET (4L)	CLS 4 TUBE LINEAR HIGH-BAY AC100-277V FOR CLS 3000K, 4000K & 5000K CLEAR OR FROSTED TUBES 48" x 10" X 3"	\$47.00 PER FIXTURE; \$78.00 WITH TUBES	
	CLS-T8HB- SET (6L)	CLS 6 TUBE LINEAR HIGH-BAY AC100-277V FOR CLS 3000K, 4000K & 5000K CLEAR OR FROSTED TUBES 48" x 15" X 3"	\$55.00 PER FIXTURE; \$98.00 WITH TUBES	
	CLS-T8HB- SET (8L)	CLS 8 TUBE LINEAR HIGH-BAY AC100-277V FOR CLS 3000K, 4000K & 5000K CLEAR OR FROSTED TUBES 48" x 20" X 3"	\$57.00 PER FIXTURE; \$115.00 WITH TUBES	
LED Troffer Light				
	52060211 5K	TOSMART TROFFER 2 x 4 60W AC100-277V 5000K 6000-6900LM 23.7" x 47.7" x 3.3" 17.1lbs	\$71.00	
	51040211 5K	TOSMART TROFFER 2 x 2 40W AC100-277V 5000K 4400-4800LM 25.6" x 25.6" x 3.3" 9.7lbs	\$49.00	
	CLS SYHU-TRO050D-6012-A	CLS TROFFER 2 x 4 50W AC100-277V 5000K 6816LM 47.6" x 23.7" x 3.63" 13.7lbs	\$68.00	
LED Troffer Retro Kit				
	CLSLRKLN4WYA-18WSB (50S)	TOPBAND LED MAGNETS STRIP LIGHT (1 DRIVER + 2 STRIPS + 4 MAGNETS) 4 FOOT 36W AC100-277V 5000K 4500LM	\$33.00	
	TPRKP22DLB-30WB (40P)	TOPBAND 2 x 2 RETRO KIT 30W AC100-277V 4000K 39000LM 24" x 24" x 2.6" 2.2lbs	\$58.00	
	TPRKP24DLB-40WB (40P)	TOPBAND 2 x 4 RETRO KIT 40W AC100-277V 4000K 5200LM 48" x 24" x 2.6" 5.72lbs	\$70.00	
	CLS-RKPD24DLB-40WB (40P)	TOPBAND 2X4 RETRO KIT 40W AC120-277V 5000K 5200LM 48" x 18.3" x 8.7"	\$75.00	



















IMAGE	DLC MODEL #	DESCRIPTION	Price	
	CLS-RKPD24DLB-40WB (50P)	TOPBAND 2X4 RETRO KIT 40W AC120-277V 5000K 5200LM 48" x 18.3" x 8.7"	\$75.00	
	WL-TRRS2436/42/50-T	CLS 2X4 ADJUSTABLE WATTAGE 36/42/50W & ADJUSTABLE CCT (3000/4000/5000K) AC100-277V 48" x 24" x 1.77"	\$72.00	*NEW*
	CLS-RET050D-6012-40K	CLS 2 x 4 RETRO KIT 50W AC100-277V 4000K 6750LM 47.6" x 23.7" x 2.26" 13lbs	\$44.00	**SALE**
LED Panel Light				
	BPL603*603-40W-P-TCP	CLS BACK LIT PANEL 2X2 (30W,35W,40W) 125LM/W DIMMABLE ADJUSTABLE CCT (3500K,4000K,5000K) 100-277VAC	\$54.00	*NEW*
	BPL1212*603-50W-P-TCP	CLS BACK LIT PANEL 2X4 (30W,40W,50W) 125LM/W DIMMABLE ADJUSTABLE CCT (3500K,4000K,5000K) 100-277VAC	\$69.00	*NEW*
	TPUBPD24DLA-50WB (40SB)	TOPBAND BACKLIT PANEL 2X4 50W 5250LM AC100-277V ADJUSTABLE CCT (3500K, 4000K & 5000K) 48" X 24" X 1.38"	\$67.00	
	TPAIRDL3DMA-8WB	CLS LED BLUETOOTH CONTROL DOWN LIGHT ADJUSTABLE CCT (2700K-6500K) 8W 3 INCHES, 640LM, DC24V	\$22.00	
	SC-DL09-Y04-A1-02RE	CLS LED ROUND RECESSED PANEL LIGHT ADJUSTABLE CCT (3000K, 4000K & 5000K) 4", 9W, 600LM	\$11.00	
	SC-DL12-Y06H-A1-02RE	CLS LED ROUND RECESSED PANEL LIGHT ADJUSTABLE CCT (3000K, 4000K & 5000K) 6", 12W, 1100LM	\$15.00	
	DSC6-015-AL-3CCT2-01	CLS LED DISC ADJUSTABLE CCT (3000K, 4000K & 5000K) DOWN LIGHT 15W 6 INCHES, 120V AC	*\$14.00 EACH or *QTY (100-300) = \$12.50 EACH, *QTY (OVER 300)	
	REC-RET5-6-CCT-15W	CLS RECESSED CAN LIGHT RETRO 6" ADJUSTABLE CCT (3000K,4000K,5000K) 120VAC	*\$11.50 EACH or * QTY (10 or MORE) \$10.50	*NEW*
LED Wallpack Light				
	TS-RWP02-40WAT1NA1-50K	TOSMART ROTATING WALLPACK 40W AC100-277V 5000K 4800-5200LM 9" x 5.2" x 5.7" 4.5lbs	\$90.00	
	44080501	TOSMART ROTATING WALLPACK 80W AC100-277V 5000K 10000-10800LM 8.85" x 5.19" x 9.13" 6.68lbs	\$118.00	
	CLSWP0130W27V50KDPO	CLS MEDIUM WALLPACK DARK BRONZE 30W W/PHOTOCELL AC120-277V 5000K 3600LM (LIMITED QUANTITY)	\$68.00	
	CLSWP0140W27V50KDPO	CLS MEDIUM WALLPACK DARK BRONZE 40W W/PHOTOCELL AC120-277V 5000K 5100LM (LIMITED QUANTITY)	\$73.00	
	44055601 FLOOD MOUNT	TOSMART FLOOD MOUNT WALLPACK 55W AC100-277V 5000K 5830-6380LM 9.3" x 8.9" x 10" 5.7lbs	\$57.00	**SALE**
	44055601 FLUSH MOUNT	TOSMART FLUSH MOUNT WALLPACK 55W AC100-277V 5000K 5830-6380LM 9.3" x 8.9" x 10.6" 5.7lbs	\$57.00	**SALE**
	44055601 FLAG MOUNT	TOSMART FLAG MOUNT WALLPACK 55W AC100-277V 5000K 5830-6380LM 8" x 6.7" x 9" 5.7lbs	\$57.00	**SALE**




















IMAGE	DLC MODEL #	DESCRIPTION	Price	
	CLS-WP060NNXH-W-50K	CLS WALLPACK 60W AC120-277V 5000K 7800LM 13.9" x 5.24" x 6.40" 5.13lbs	\$62.00	**SALE**
	CLSWP0165W27V50KDP0	CLS MEDIUM WALLPACK DARK BRONZE 65W W/PHOTOCELL AC120-277V 5000K 7900LM (LIMITED QUANTITY)	\$80.00	
	CLSWP70W27V50KDP	CLS BRONZE WALLPACK 70W 120-277V 5000K 8100LM 14.21" x 9.25" x 7.4" 6.9lbs	\$95.00	
	TS-SWP01-80AA1-P50	TOSMART WALLPACK BROWN 80W AC100-277V 5000K 9200LM 14.2" x 9.2" x 10" 7.7lbs WITH PHOTOCELL INSTALLED	\$107.00	**SALE**
	CLSWP0190W27V50KDP0	CLS MEDIUM WALLPACK DARK BRONZE 90W W/PHOTOCELL AC120-277V 5000K 10900LM (LIMITED QUANTITY)	\$103.00	
	TPGDWPNLA-120WJ	CLS SEMI-CUTOFF WALLPACK DARK BRONZE 120W W/PHOTOCELL AC100-277V 5000K 18275LM 14.2" x 9.3" x 7.1"	\$137.00	**SALE**
	CLSWP135W27V50KDP2	CLS LARGE WALLPACK DARK BRONZE 135W W/PHOTOCELL AC120-277V 5000K 16400LM 18" x 9.75" x 8.72" 9.8lbs	\$149.00	
LED Flood Light				
	TS-FL06-15WAT1A1-50K	TOSMART FLOOD LIGHT 15W AC100-277V 5000K 1750-2000LM 5.5" x 4.3" x 1.5" .9lbs	\$29.00	
	TS-FL06-30WAT1A1-50K	TOSMART FLOOD LIGHT 30W AC100-277V 5000K 3500-400LM 9.2" x 7.1" x 2" 2.5lbs	\$36.00	
	MLS0120W24V50KDB77	MESTER LANDSCAPE LIGHT DARK BRONZE 20W 12-24VAC 5000K 2000LM 8.27" x 6.4" x 2.38"	\$38.00	
	MLS0140W24V50KDB77	MESTER LANDSCAPE LIGHT DARK BRONZE 40W 12-24VAC 5000K 4000LM 8.27" x 6.4" x 2.38"	\$51.00	
	CLSFD0115W27V50KBDB77 KNUCKLE MOUNT	CLS FLOOD LIGHT DARK BRONZE 15W AC120-277V 5000K 1500LM 4.72" x 2.95" x 1.27" (LIMITED QUANTITY)	\$22.00	
	CLSFD0115W27V50KBDB77 TRUNNION MOUNT	CLS FLOOD LIGHT DARK BRONZE 15W AC120-277V 5000K 1500LM 4.72" x 2.95" x 1.27" (LIMITED QUANTITY)	\$22.00	
	CLSFD0130W27V50KBDB77 KNUCKLE MOUNT	CLS FLOOD LIGHT DARK BRONZE 30W AC120-277V 5000K 3000LM 7.08" x 4.42" x 1.61" (LIMITED QUANTITY)	\$31.00	
	CLSFD0130W27V50KBDB77 TRUNNION MOUNT	CLS FLOOD LIGHT DARK BRONZE 30W AC120-277V 5000K 3000LM 7.08" x 4.42" x 1.61" (LIMITED QUANTITY)	\$31.00	
	CLSFD0130W27V50KBDB77 WALL MOUNT	CLS FLOOD LIGHT DARK BRONZE 30W AC120-277V 5000K 3000LM 7.08" x 4.42" x 1.61"	\$31.00	
	CLSFD0145W27V50KBDB77 KNUCKLE MOUNT	CLS FLOOD LIGHT DARK BRONZE 45W AC120-277V 5000K 5400LM 8.26" x 5.15" x 2" (LIMITED QUANTITY)	OUT OF STOCK	
	CLSFD0145W27V50KBDB77 TRUNNION MOUNT	CLS FLOOD LIGHT DARK BRONZE 45W AC120-277V 5000K 5400LM 8.26" x 5.15" x 2" (LIMITED QUANTITY)	\$56.00	
	CLSFD0145W27V50KBDB77 WALL MOUNT	CLS FLOOD LIGHT DARK BRONZE 45W AC120-277V 5000K 5400LM 8.26" x 5.15" x 2" (LIMITED QUANTITY)	\$56.00	




















IMAGE	DLC MODEL #	DESCRIPTION	Price
	MFD08100W27V50KDB76SP SLIPFITTER MOUNT	MESTER FLOOD LIGHT DARK BRONZE 100W AC120-277V 5000K 13300LM 14.21" x 11.06" x 4.9" 10.16LB	\$100.00
LED Canopy Luminaires			
	CLSCP40W27V50KW	CLS PARKING GARAGE CANOPY WHITE 40W AC120-277V 5000K 5450LM 9.5" X 9.5" X 3.19" (LIMITED QUANTITY)	\$53.00
	TS-GCP1040-40W	CLS LED CANOPY LIGHT BROWN 40W 5000K 4800LM AC120V- 277V 10" x 10" x 3.41"	\$52.00
	WL-SF40W-D (5000K)	CLS SOFFIT CANOPY LIGHT WHITE 40W 5000K 5600LM AC100-277V (COMES WITH 18 INCH PLATE FOR MOUNTING, SEE (2) OTHER SIZES BELOW)	\$82.00
	12 INCH PLATE	FOR CLS LED SOFFIT CANOPY LIGHT	INCLUDED IN CANOPY PRICE
	15 INCH PLATE	FOR CLS LED SOFFIT CANOPY LIGHT	INCLUDED IN CANOPY PRICE
	CLSMCP0345W27V50KDMDPG BRONZE	CLS CANOPY LIGHT BRONZE 45W AC120-277V 5000K 5000LM 12" DIAMETER x 4.2" 5.7lbs	\$109.00
	CLSMCP0345W27V50KWMDPG WHITE	CLS CANOPY LIGHT WHITE 45W AC120-277V 5000K 5000LM 12" DIAMETER x 4.2" 5.7lbs	\$109.00
	CLSCP60W27V50KW	CLS PARKING GARAGE CANOPY WHITE 60W AC120-277V 5000K 8000LM 9.5" X 9.5" X 3.19" (LIMITED QUANTITY)	OUT OF STOCK
	CLS-CNP15-150W-50K	CLS CANOPY LIGHT 150W AC100-277V 5000K 19000LM 18.5" x 5.3" x 18.9" 12.2lbs	\$112.00 **SALE**
	CLS-CNP15-150W-57K	CLS CANOPY LIGHT 150W AC100-277V 5700K 19000LM 18.5" x 5.3" x 18.9" 12.2lbs	\$112.00 **SALE**
	TS-PG02-55WAAAANA1-50K	TOSMART GARAGE LIGHT 55W AC100-277V 5000K WITH SENSOR	\$75.00
	TS-GCP1070-70W	CLS LED CANOPY LIGHT BROWN 70W 5000K 8400LM AC120V- 277V 10" x 10" x 3.41"	\$68.00
	TS-PG02-100WAAAANA1-50K	TOSMART GARAGE LIGHT 100W AC100-277V 5000K WITH SENSOR	\$123.00
LED Bulbs			
	TPAIRSA60DLA-9WB(40BY)	TOPBAND FROSTED SMART LED RGB BULB 9W A19 810LM AC100- 277V RGB-4000K DIMMING	\$10.00
LED Tube Lights			
	CLS-GL08-DW1218-50K CLEAR	CLS DIRECT WIRE CLEAR TUBE LIGHT 18W AC100-277V 5000K 2300LM 4 Foot	\$6.99
	CLS-GL08-DW1218-30K	CLS DIRECT WIRE TUBE LIGHT 18W AC120-277V 3000K 2150LM 4 FOOT	\$6.99
	CLS-4FT-18W AB-40K	CLS LED 4FT TUBE WITH FILMING COVER 18W 4000K 2200LM AC120-277V	\$6.99
	CLS-4FT-18W AB-50K	CLS LED 4FT TUBE WITH FILMING COVER 18W 5000K 2200LM AC120-277V	\$6.99
	CLS-T8LF-SET2	CLS 2 TUBE BATTEN 4 FOOT FIXTURE W/ SINGLE-ENDED POWER (TUBES NOT INCLUDED) 49.4" x 4.3" x 1.8"	\$27.00
	CLS-T8AB0610M-40K-B	CLS DUAL PURPOSE FROSTED COVER GLASS TUBE LIGHT 10W AC120-277V 4000K 1200LM 2 FOOT	\$6.99





















IMAGE	DLC MODEL #	DESCRIPTION	Price
	CLS-T8AB0610M-50K-B	CLS DUAL PURPOSE FROSTED COVER GLASS TUBE LIGHT 10W AC120-277V 5000K 1200LM 2 FOOT	\$6.99
	VPLT-36W	CLS LED 8FT T8 TUBE FROSTED 36W 5000K 4320LM AC100-277V	\$28.00
	FTGH-4-12W-40K	CLS LED T8 DUAL PURPOSE 4FT FROSTED GLASS TUBE 12W 4000K 1800LM AC120-277V (COME 30 TUBES PER CASE)	\$6.99
	FTGH-4-12W-40K	CLS LED T8 DUAL PURPOSE 4FT FROSTED GLASS TUBE 12W 5000K 1800LM AC120-277V (COME 30 TUBES PER CASE)	\$6.99
	FTGH-4-12W-40K	CLS LED T8 DUAL PURPOSE 4FT FROSTED GLASS TUBE 15W 4000K 2100LM AC120-277V (COME 30 TUBES PER CASE)	\$6.99
	FTGH-4-12W-40K	CLS LED T8 DUAL PURPOSE 4FT FROSTED GLASS TUBE 15W 5000K 2100LM AC120-277V (COME 30 TUBES PER CASE)	\$6.99
	TPSOLN4NLA-70WB-P	CLS SOLID TRI-PROOF LIGHT 70W 5000K AC100-277V 9100LM 47.24" x 3.07" x 3.35"	\$64.00
	CLS-4FT-T5-24WB-40K	CLS T5 DIRECT WIRE TUBE LIGHT 24W AC120-277V 4000K 3120LM 4 FOOT (COME 24 TUBES PER CASE)	\$10.00
	CLS-4FT-T5-24WB-50K	CLS T5 DIRECT WIRE TUBE LIGHT 24W AC120-277V 5000K 3120LM 4 FOOT (COME 24 TUBES PER CASE)	\$10.00
	CLS-4FT-T5-24WB-50K-HB	CLS T5 DIRECT WIRE TUBE LIGHT 24W AC120-277V 5000K 3200LM 4 FOOT (COME 24 TUBES PER CASE) *FOR CLS T5 HIGHBAYS ONLY*	\$12.00
	TPLAT5X1NLA-5WSB(40F)	TOPBAND LED LINKABLE T5 FROSTED LIGHT BAR 5W AC120V 4000K 115LM/W 1 FOOT	\$9.00
	TPLAT5X1NLA-5WSB(50F)	TOPBAND LED LINKABLE T5 FROSTED LIGHT BAR 5W AC120V 5000K 115LM/W 1 FOOT	\$9.00
	TPLAT5X2NLA-9WSB(40F)	TOPBAND LED LINKABLE T5 FROSTED LIGHT BAR 9W AC120V 4000K 115LM/W 1 FOOT	\$11.00
	TPLAT5X2NLA-9WSB(50F)	TOPBAND LED LINKABLE T5 FROSTED LIGHT BAR 9W AC120V 5000K 115LM/W 1 FOOT	\$11.00
	TPLAT5X3NLA-12WSB(40F)	TOPBAND LED LINKABLE T5 FROSTED LIGHT BAR 12W AC120V 4000K 115LM/W 3 FOOT	\$13.00
	TPLAT5X3NLA-12WSB(50F)	TOPBAND LED LINKABLE T5 FROSTED LIGHT BAR 12W AC120V 5000K 115LM/W 3 FOOT	\$13.00
	TPLAT5X4NLA-16WSB(40F)	TOPBAND LED LINKABLE T5 FROSTED LIGHT BAR 16W AC100- 277V 4000K 115LM/W 4 FOOT	\$15.00
	TPLAT5X4NLA-16WSB(50F)	TOPBAND LED LINKABLE T5 FROSTED LIGHT BAR 16W AC120V 5000K 115LM/W 4 FOOT	\$15.00
		6 FOOT CORD WITH PLUG (FOR T5 LIGHT BAR)	\$4.00
		24 INCH EXTENSION WIRE (FOR T5 LIGHT BAR)	\$2.00
		MIDDLE CONNECTOR (FOR T5 LIGHT BAR)	\$1.00

IMAGE	DLC MODEL #	DESCRIPTION	Price
		MAGNETIC CLIPS (ONE TUBE=2PCS) (FOR T5 LIGHT BAR)	\$1.00
	CLS-4-SE-LED2T	CLS TUBE FIXTURE 4 FOOT (2 TUBES INCLUDED) AC100-277V 50.4" X 2.95" X 2.36" 2.43lbs	\$22.00
	OKT8A-63SF	CLS LED T8 VAPOR LIGHT FIXTURE (2 TUBES) 100-277V W/ SINGLE-ENDED POWER 49.8" x 4.9" x 3.54"	\$25 WITHOUT TUBES \$39 WITH TUBES
	OKT8A-51P	CLS LED T8 WRAP LIGHT (3 TUBES) 100-277V W/ SINGLE-ENDED POWER 48.9" x 7" x 2.75"	\$35 WITHOUT TUBES \$54 WITH TUBES
	CLSTPSTLN4NLA-35WB(45PF)	TOPBAND 4 FOOT STRIP RETROFIT KIT LIGHT 35W AC100-277V 4500K 3850-4550LM 48" x 4.5" x 1.4"	\$59.00
	CLS-RTO-28-44	CLS 8 FOOT - RETRO STRIP WITH SOCKETS	\$32.00
	CLS-4-RP-4397	CLS 4 FOOT - RETRO STRIP WITH SOCKETS	\$11.00
	CLS-8-RP-4397	CLS 8 FOOT - RETRO STRIP WITH SOCKETS	\$30.00 EA OR 23.00 EA IN QTYs OF 10
	WP-LH82	T8/T12 RECESSED DOUBLE CONTACT SIGN SOCKET WITHOUT SPRING 660 WATT 1000 VOLT LISTED	\$4.00 EA OR \$3.00 EA IN QTYs OF 10
	WP-LH83	T8/T12 RECESSED DOUBLE CONTACT SIGN SOCKET WITH SPRING 660 WATT 1000 VOLT LISTED	\$4.50 EA OR \$3.50 EA IN QTYs OF 10
	FL200-W	NON SHUNTED 660 WATT 600V UL SOCKET	\$0.45
	FI055-W	NON SHUNTED 660 WATT 600V UL SOCKET	\$0.45
	DMD-LED3-105	0-10V LED PRESET DECORATOR DIMMER WHITE 120VAC/6A 277VAC/3A	\$35.00
	JL-118A	PHOTOCELL CONTROL 120V 50/60Hz 15A, 1800W 9.2A, 1100VA BALLAST	\$8.00
	JL-104A	PHOTOCELL CONTROL WITH SWIVEL 120V 50/60Hz 15A,1800W TUNGSTEN 9.2A, 1100VA BALLAST	\$8.00
	HLG-320H-48A (120-277V)	MEANWELL DRIVER 320W 120-277V	\$99.00
	HLG-320H-48A (200-480V)	MEANWELL DRIVER 320W 200-480V	\$127.00
	100 WATT MH BALLAST KIT	COMES W/ BALLAST, CAPACITOR & BRACKET 120/208/240/277V, 60 Hz.	\$20.00

IMAGE	DLC MODEL #	DESCRIPTION	Price
	1000 WATT MH BALLAST KIT	COMES W/ BALLAST, CAPACITOR & BRACKET 120/208/240/277V, 60 Hz.	\$36.00
LED Sign Lights			
	SL07T10600450	Gen 1 F18 Double Sided Sign Tube, Clear, 7W, 910LM, 6000K, 100-277V (25/case)	\$18.00
	SL13T10600600	Gen 1 F24 Double Sided Sign Tube, Clear, 13W, 1560LM, 6000K, 100-277V (25/case)	\$22.00
	SL13T10600750	Gen 1 F30 Double Sided Sign Tube, Clear, 13W, 1690LM, 6000K, 100-277V (25/case)	\$25.00
	SL16T10600900	Gen 1 F36 Double Sided Sign Tube clear 16W, 2080LM, 6000K, 100-277V (25/case)	\$28.00
	SL21T10601050	Gen 1 F42 Double Sided Sign Tube, Clear, 21 W, 2700LM, 6000K, 100-277V (25/case)	\$33.00
	SL21T10601200	Gen 1 F48 Double Sided Sign Tube, Clear, 21 W, 2730LM, 6000K, 100-277V (25/case)	\$33.00
	SL28T10601500	Gen 1 F60 Double Sided Sign Tube, Clear, 28W, 3640LM, 6000K, 100-277V (25/case)	\$39.00
	SL28T10601600	Gen 1 F64 Double Sided Sign Tube, Clear, 28 W, 3640LM, 6000K, 100-277V (25/case)	\$47.00
	SL38T10601800	Gen 1 F72 Double Sided Sign Tube, Clear, 38 W, 4750LM, 6000K, 100-277V (25/case)	\$52.00
	SL38T10602100	Gen 1 F84 Double Sided Sign Tube, Clear, 38 W, 4750LM, 6000K, 100-277V (20/case)	\$62.00
	SL51T10602475	Gen 1 F96 Double Sided Sign Tube, Clear, 51 W, 6630LM, 6000K, 100-277V (20/case)	\$69.00
	SL51T10602700	Gen 1 F108 Double Sided Sign Tube, Clear, 51 W, 6630LM, 6000K, 100-277V (20/case)	\$73.00
	SL60T10602925	Gen 1 F117 Double Sided Sign Tube, Clear, 60 W, 8450LM, 6000K, 100-277V (20/case)	\$75.00
	SL60T10603000	Gen 1 F120 Double Sided Sign Tube, Clear, 60 W, 8450LM, 6000K, 100-277V (20/case)	\$75.00

IMAGE	DLC MODEL #	DESCRIPTION	Price
	2SL07T10600450	Gen 2 F18 Double Sided Sign Tube, Clear, 7W, 910LM, 6000K, 100-277V (25/case)	\$20.00
	2SL13T10600600	Gen 2 F24 Double Sided Sign Tube, Clear, 13W, 1560LM, 6000K, 100-277V (25/case)	\$23.00
	2SL13T10600750	Gen 2 F30 Double Sided Sign Tube, Clear, 13W, 1690LM, 6000K, 100-277V (25/case)	\$27.00
	2SL16T10600900	Gen 2 F36 Double Sided Sign Tube clear 16W, 2080LM, 6000K, 100-277V (25/case)	\$28.00
	2SL21T10600900	F42 Double Sided Sign Tube, Clear, 21 W, 2700LM, 6000K, 100-277V (25/case)	\$33.00
	2SL21T10601200	Gen 2 F48 Double Sided Sign Tube, Clear, 21 W, 2730LM, 6000K, 100-277V (25/case)	\$33.00
	2SL28T10601500	Gen 2 F60 Double Sided Sign Tube, Clear, 28W, 3640LM, 6000K, 100-277V (25/case)	\$38.00
	2SL28T10601600	Gen 2 F64 Double Sided Sign Tube, Clear, 28 W, 3640LM, 6000K, 100-277V (25/case)	\$44.00
	2SI38T10601800	Gen 2 F72 Double Sided Sign Tube, Clear, 38 W, 4750LM, 6000K, 100-277V (25/case)	\$48.00
	2SL38T10602100	Gen 2 F84 Double Sided Sign Tube, Clear, 38 W, 4750LM, 6000K, 100-277V (20/case)	\$57.00
	2SL51T10602475	Gen 2 F96 Double Sided Sign Tube, Clear, 51 W, 6630LM, 6000K, 100-277V (20/case)	\$63.00
	2SL51T10602700	Gen 2 F108 Double Sided Sign Tube, Clear, 51 W, 6630LM, 6000K, 100-277V (20/case)	\$67.00
	2SL60T10602925	Gen 2 F117 Double Sided Sign Tube, Clear, 60 W, 8450LM, 6000K, 100-277V (20/case)	\$68.00
	2SL60T10603000	Gen 2 F120 Double Sided Sign Tube, Clear, 60 W, 8450LM, 6000K, 100-277V (20/case)	\$68.00

Serenity LED Lighting Inc.

www.serenityledlighting.com

Revised 07/15/2020